
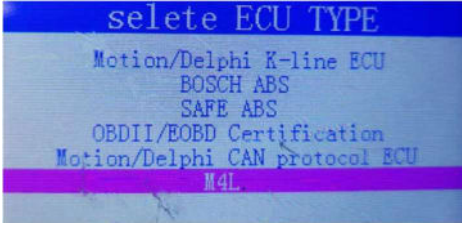







Continental System Change Speed

1. Connect the 16 pin diagnostic interface of the scooter
2. Turn on the key

3. Select: M4L, Click  Pic: 

4. Select: ECU Flash, Click  Pic: 

5. Select: M4L Flash, Click  Pic: 

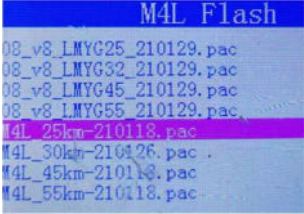
6. Select the Map, Click  :


M4L_25km210118.pac

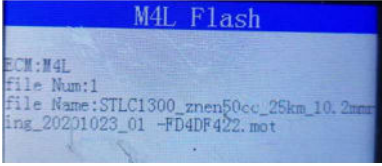
M4L_25km210118.pac

M4L_25km210118.pac

M4L_25km210118.pac, Pic:




7. Confirm the Map, Click  :




8. In the process of writing:




9. Finish writing:



10. After finished, Click  Quit

11. Turn off key, Wait 15 seconds; turn on key, start engine